



Office de la Propriété
Intellectuelle
du Canada

Un organisme
d'Industrie Canada

Canadian
Intellectual Property
Office

An agency of
Industry Canada

CA 2334546 A1 2001/08/07

(21) **2 334 546**

(12) **DEMANDE DE BREVET CANADIEN
CANADIAN PATENT APPLICATION**

(13) **A1**

(22) Date de dépôt/Filing Date: 2001/02/06

(41) Mise à la disp. pub./Open to Public Insp.: 2001/08/07

(30) Priorité/Priority: 2000/02/07 (09/499,582) US

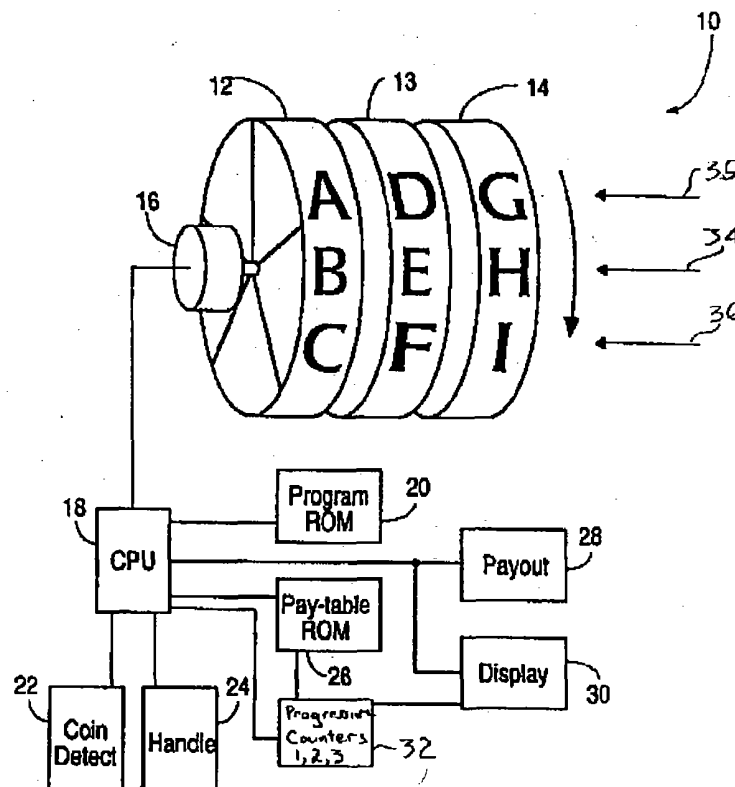
(51) Cl.Int.⁷/Int.Cl.⁷ G07F 17/34

(71) Demandeur/Applicant:
SIGMA GAME INC., US

(72) Inventeurs/Inventors:
PIECHOWIAK, ROBERT J., US;
JACKSON, JAMES P., US

(74) Agent: SMART & BIGGAR

(54) Titre : MACHINE A SOUS AYANT PLUSIEURS GROS LOTS PROGRESSIFS
(54) Title: SLOT MACHINE HAVING MULTIPLE PROGRESSIVE JACKPOTS



(57) **Abrégé/Abstract:**

A progressive jackpot slot machine, or group of slot machines, is described herein. A plurality of progressive jackpots are accumulated as the slot machine is played. In the preferred embodiment, a first progressive jackpot is accumulated at a first rate, and a second progressive jackpot is accumulated at a rate higher than the first rate. Additional jackpots accumulate at higher rates. The betting of additional monetary amounts enables the player to win additional jackpots. This provides added incentive for the player to bet additional monetary amounts.

Canada

<http://opic.gc.ca> • Ottawa-Hull K1A 0C9 • <http://cipo.gc.ca>

OPIC • CIPO 191

OPIC



CIPO

SLOT MACHINE HAVING MULTIPLE PROGRESSIVE JACKPOTS

James P. Jackson

Robert J. Piechowiak

ABSTRACT OF THE DISCLOSURE

5 A progressive jackpot slot machine, or group of slot machines, is described herein. A plurality of progressive jackpots are accumulated as the slot machine is played. In the preferred embodiment, a first progressive jackpot is accumulated at a first rate, and a second progressive jackpot is accumulated at a rate higher than the first rate. Additional jackpots accumulate at higher rates. The betting of additional monetary amounts enables the player to win additional
10 jackpots. This provides added incentive for the player to bet additional monetary amounts.

EXPRESS MAIL LABEL NO:
EL 375 515 921 US

SLOT MACHINE HAVING MULTIPLE PROGRESSIVE JACKPOTS

James P. Jackson

Robert J. Piechowiak

5 FIELD OF THE INVENTION

This invention relates to gaming machines, such as slot machines, and in particular to a progressive jackpot feature on such gaming machines.

BACKGROUND OF THE INVENTION

10 Slot machines having progressive jackpots are well known. Examples of such machines are found in U.S. Patent Nos. 5,048,833; 5,249,800, and 5,280,909, incorporated herein by reference. In existing devices, a small percentage of each amount bet in either one machine or a group of machines is allocated to a progressive jackpot. A special symbol combination is designated as the progressive jackpot winner. When this jackpot symbol combination is obtained by a slot machine, the progressive jackpot is awarded to that player, and the jackpot is reset to an
15 initial amount. The initial amount may be zero or any other predetermined amount. In such machines, there is typically only one progressive jackpot.

Slot machines which generate higher revenues for the machine owner are more valuable to the machine owner. Thus, any feature that makes a slot machine more enticing to a player and causes the player to deposit more money into the machine is desirable.

20 SUMMARY

A progressive jackpot slot machine, or a group of slot machines, is described herein, where multiple progressive jackpots may be won. In one embodiment, a single coin bet on a game entitles the player to win a first progressive jackpot if a special symbol combination is obtained by the machine. If the player chooses to deposit two coins for a single game, the player

can then win a second progressive jackpot. This second progressive jackpot may be in addition to the first progressive jackpot. If the player deposits three coins for a single game, the player has an opportunity to win a third progressive jackpot, or the total amount of the first, second, and third progressive jackpots. The invention envisions any number of progressive jackpots and any
5 required monetary amounts to qualify for the various jackpots.

In one embodiment, the first progressive jackpot is built upon allocating 0.5% of all bets wagered in the various machines in the group. The second progressive jackpot allocates 1% of all the bets wagered, and the third progressive jackpot allocates 2% of all the bets wagered. This concept may be applied to other percentages such that the second progressive jackpot is larger
10 than the first progressive jackpot, and the third progressive jackpot is larger than the second progressive jackpot. In this manner, the player has a further incentive to play the maximum number of coins to win the largest jackpot.

This concept may be applied to single slot machines or slot machines within a group. This concept may also be applied to single payline slot machines, 3-payline slot machines, or
15 other types of slot machines, such as 9-payline slot machines.

BRIEF DESCRIPTION OF THE DRAWINGS

Fig. 1 illustrates the functional components of a mechanical reel-type slot machine incorporating the multiple progressive jackpot feature.

Fig. 2 is a flowchart illustrating the basic steps performed by the slot machine of Fig. 1.

20 Fig. 3 illustrates one embodiment of a slot machine incorporating the invention and having a display for three different jackpots.

Fig. 4 is a front view of a slot machine having five paylines and an external display for displaying the different progressive jackpots.

Fig. 5 illustrates the paylines for a 9-payline machine.

25 Fig. 6 illustrates the functional components of a video slot machine incorporating the present invention.

Fig. 7 is a front view of a video slot machine incorporating the present invention.

DETAILED DESCRIPTION OF THE EMBODIMENTS

Fig. 1 illustrates the primary functional units in a slot machine in accordance with one embodiment of the invention. In slot machine 10, each of the reels 12, 13, and 14 has a variety of symbols printed on its periphery. Each of the reels 12-14 is driven by a separate stepper motor 16 which rotates in response to pulses from a CPU 18. When the pulses to a stepper motor 16 are terminated, the reel stops abruptly.

In one embodiment, the stopping positions of the reels 12-14 are predetermined using a random number generator consisting of a random number generator program in the program ROM 20 carried out by the CPU 18. The required number of pulses to the three stepper motors after a zero position of each reel are then generated to display the predetermined symbol combination. In another embodiment, each of the reels has tabs that are sensed by a photodetector to determine the angular displacement of the reel and thus the final displayed symbol. Other means for detecting the positions of the reels exist and are well known.

A money detector 22, which may detect coins or other currency, issues a command to the CPU 18 that the slot machine 10 is ready to be played. The player may then pull a handle 24 or press a button to initiate play.

After the reels have stopped, the CPU 18 conveys the stop positions to a pay-table ROM 26, which cross-references the final displayed symbols with a monetary payout to the player. This payout is then conveyed to a payout mechanism 28 which issues coins or credits to the player. A display 30 may also be activated, signaling a win to the player.

The above general description of a modern slot machine would be well known in the art, and such a programmable machine offers great advantages. Slot machines are varied by simply changing the operating program in the program ROM 20 and the award program in the pay-table ROM 26. The front glass of the slot machine is also changeable to convey particular features of the machine.

Examples of such conventional portions of slot machines are found in U.S. Patent Nos. 4,095,795 to Saxton et al.; 4,448,419 to Telnaes; and 4,573,681 to Okada, all incorporated herein by reference.

In addition to conventional portions of a slot machine, the slot machine in accordance with the present invention includes circuitry, or a program, that generates multiple progressive jackpots that may be won by the player. In one embodiment, there are three different progressive jackpots, each jackpot being accumulated at a different rate. This jackpot circuitry is designated as circuitry 32 in Fig. 1. Each of the jackpots is displayed on display 30, which may be a display in the slot machine itself or a public display viewable by anyone playing a slot machine connected in a group such that any slot machine in the group which achieves the particular jackpot combination receives the designated jackpot displayed.

In one embodiment, each of the jackpots is based upon allocating a percentage of each amount bet by the players of the group of slot machines or, in the case of an individual slot machine incorporating the invented feature, a percentage of the money deposited into that individual slot machine. Such an accumulation of the progressive jackpots may be by counting the monetary units deposited into the slot machines and performing simple mathematical calculations to obtain the amounts to be added to the various jackpots. In one embodiment, modulo X counters count the monetary units bet, and the respective jackpot is only incremented upon each zero detection of the counter.

Fig. 2 is a flowchart illustrating one possible method performed by the slot machine of Fig. 1. In step 1, coins or other monetary units are deposited. Any type of monetary credit may also be used. In the simplest embodiment, one coin enables the player to win the first progressive jackpot if a special combination of symbols is displayed by the slot machine 10. In conventional slot machines, depositing another coin simply doubles the winnings for any winning combination of symbols, not including the progressive jackpot. For example, two cherries displayed after betting a single coin may pay off three coins, and two cherries displayed with a two coin bet pays off six coins. In order to provide further incentive for the player to deposit two coins, a second jackpot is offered which is typically higher than the first jackpot. In one embodiment, with a two coin bet, if the player obtains the special symbol combination that pays the jackpot, the player will win the second jackpot plus the first jackpot. In another

embodiment, the player will only win the second jackpot. As in conventional machines, the winning of a jackpot resets the jackpot amount to either zero or an initial predetermined amount.

This concept may be extended to additional jackpots corresponding to additional coins being played. Further, additional special symbol combinations may be designated that win the second jackpot but not the first jackpot, providing further incentive to bet additional coins.

Referring back to Fig. 2, after the player deposits the desired monetary amount, which will determine the possible jackpots that may be won upon achieving the special combination, the various jackpots are incremented according to the particular algorithm used. In the embodiment of Fig. 2, the progressive jackpot 1 is incremented by 0.5% of the amount bet, the jackpot 2 is incremented by 1% of the amount bet, and the jackpot 3 is incremented by 2% of the amount bet. Thus, jackpot 2 will typically be twice as large as jackpot 1, but jackpot 3 will be four times as large as jackpot 1, providing an added incentive to play three coins.

The jackpots are displayed to all the players, thus providing added incentive to play the machines over other machines which do not provide a jackpot or only provide a single jackpot.

In step 3, the player initiates the game by either pressing a button or pulling a handle. The reels rotate and stop at a predetermined combination, determined by a random number generator, as previously described.

In step 4, it is determined whether the symbol combination is a winner. If the symbol combination is not a winner, the game is over (step 5).

If the symbol combination is deemed a winner, the method proceeds to step 6, which determines whether the symbol combination is a progressive jackpot winner. If not, the method proceeds to step 7, whereby the player's winnings are determined by the pay-table ROM 26 (Fig. 1), and CPU 18 controls the payout mechanism 28 to pay the appropriate number of coins to the player or credit the player's account.

If the result of step 6 is that the symbol combination is a progressive jackpot winner, it is determined in step 8 how many coins (or credits) were bet by the player in order to determine which jackpot(s) to pay the player.

In one embodiment, a 3-coin play will pay the highest progressive jackpot. In another embodiment, a 3-coin play will only pay jackpot 3. In another embodiment, a 3-coin play will pay the total of all three jackpots. Similarly, in one embodiment, a 2-coin play will pay the higher of jackpot 1 or jackpot 2. In another embodiment, a 2-coin play will only pay jackpot 2.
5 In an alternate embodiment, a 2-coin play will pay the sum of jackpots 1 and 2.

The control signals to pay the various jackpots are applied to the payout mechanism 28 (steps 9, 10, and 11) or, alternatively, an alarm is sounded and an attendant pays the jackpot(s) to the player.

In one embodiment, the slot machine is a single payline machine, where only symbols
10 across payline 34 (Figs. 1 and 3) are used for determining a winning combination. In another type of machine, there are three paylines 34, 35, and 36 (Figs. 1 and 3). In such a device, each coin activates a corresponding payline so that a 3-coin play will activate all three paylines 35-36 as well as activate all the jackpots. In another embodiment, a three coin play activates the three paylines 34-36 and jackpot 1. An additional three coins doubles the awards as well as enables
15 the winning of jackpot 2. An additional three coins triples the base awards and enables the winning of jackpot 3.

In one embodiment of the game, jackpot 1 is only achievable with the special combination of symbols along the payline 34, jackpot 2 is only achievable across the payline 35, and jackpot 3 is only achievable across the payline 36. In other embodiments, a jackpot
20 combination of symbols across any of the paylines 34-36 (assuming 3 coins have been bet) pays the player jackpot 3, whether by itself or in addition to jackpots 1 and 2, depending upon the particular embodiment.

Fig. 3 is a front view of a 3-payline slot machine 10 incorporating the functional units of Fig. 1. Jackpot displays 30A, 30B, and 30C display the three jackpots, respectively. A coin slot
25 37 and game play button 38 are also shown.

The technique described with respects to Figs. 1-3 may apply to either a single slot machine or a group of linked slot machines. Fig. 4 illustrates a slot machine 39 connected in a group of linked gaming machines, each machine having five possible ways of winning across horizontal and diagonal paylines 40.

Fig. 4 illustrates other slot machines 42 connected to slot machine 39. In such a group of linked gaming machines, it is often desirable to have a large display 44 external to the slot machines so that all players in the group may see the jackpots. A central processor polls all the machines in the group and calculates the jackpots.

5 Using a 5-payline machine, in one embodiment, the player inserts five coins to obtain the benefits of all 5 paylines and a chance at the first jackpot. The player must insert an additional five coins in order to double all award amounts and to be eligible for a second jackpot. The machine may require the player to insert a total of 15 coins to triple all award amounts and have the capability to win the third jackpot. Of course this concept may be extended to any number of
10 jackpots.

This concept may be applied to a 9-line slot machine (Fig. 5), having a display 45. Such a machine is described in U.S. Patent No. 5,807,172, incorporated herein by reference. With a 9-payline machine, each additional set of nine coins allows the player to win another progressive jackpot as well as multiply the standard awards. In Fig. 5, the activated paylines 48 are
15 illuminated.

The above-described concept of multiple jackpots can also be applied to a video slot machine, which is essentially the same as that described with Fig. 1 except for the display portion. Fig. 6 illustrates the circuitry used in a video slot machine 60 which displays an animated version of rotating reels on a CRT 62. Other types of displays may also be used. A
20 video controller 64 controls CRT 62 and receives commands from CPU 36. One skilled in the art would understand the requirements for video controller 64 and CPU 36, since these devices would be generic to a wide variety of slot machines. Functional units in Figs. 1 and 6 labeled with the same numerals may be identical. The video controller 64 receives simple codes from CPU 36, then converts these codes into the pixel control signals used by CRT 62 to illustrate the
25 rotating reels.

A progressive jackpot memory 54, which may use counters or simply store values calculated by CPU 36, identifies the jackpot amounts for the plurality of jackpots. The flowchart for this video slot machine is identical to that of Fig. 2. Video machines may be linked together as described with respect to Fig. 4.

Fig. 7 is a front view of the video slot machine 60 that houses the functional units of Fig. 6. A control panel 70 provides a player interface for entering such information as the bet amount. A touch screen may also be used as a player input device.

5 While particular embodiments of the present invention have been shown and described, it will be obvious to those skilled in the art that changes and modifications may be made without departing from this invention in its broader aspects and, therefore, the appended claims are to encompass within their scope all such changes and modifications as fall within the true spirit and scope of this invention.

CLAIMS

What is claimed is:

1. In a gaming system having a monetary unit detector, a display portion displaying a plurality of rotatable reels, each reel having a plurality of symbols on its periphery, a controller for rotating said reels and stopping said reels such that at least one symbol on each reel is
5 displayed to a player across at least one payline, an improvement comprising:
a plurality of progressive jackpots comprising at least a first jackpot and a second jackpot, said first jackpot being enabled for winning by a player betting a first monetary amount and obtaining a jackpot symbol combination across any activated payline, said second jackpot being enabled for winning by said player betting a second monetary
10 amount and obtaining a jackpot symbol combination across any activated payline; and
an award identifier identifying a payment to said player for winning combinations of symbols, including one or more of said jackpots for a jackpot symbol combination.
2. The system of Claim 1 further comprising said display portion displaying said rotatable reels rotated by motors.
- 15 3. The system of Claim 1 further comprising said display portion displaying said rotatable reels on a display screen.
4. The system of Claim 1 wherein said second monetary amount is greater than said first monetary amount.
5. The system of Claim 1 wherein said first jackpot is accumulated at X percent of
20 monetary amounts received by said gaming system, and said second jackpot is accumulated at Y percent of said monetary amounts received by said gaming system, wherein Y is greater than X.
6. The system of Claim 1 wherein said award identifier identifies the payment to said player of at least the total of said first jackpot and said second jackpot for a jackpot symbol combination when said player has bet said second monetary amount.

7. The system of Claim 1 wherein said award identifier identifies a payment to said player of said second jackpot, but not said first jackpot, for a jackpot symbol combination when said player has bet said second monetary amount.

8. The system of Claim 1 wherein said plurality of progressive jackpots further
5 comprises a third jackpot being enabled for winning by said player betting a third monetary amount greater than said second monetary amount.

9. The system of Claim 1 wherein said gaming system comprises a single slot machine, wherein said plurality of progressive jackpots are associated with said single slot machine.

10 10. The system of Claim 1 wherein said gaming system comprises a group of slot machines, and monetary amounts received by any of said slot machines in said group of slot machines contributes to said plurality of progressive jackpots.

11. The system of Claim 1 wherein said gaming system includes at least one slot machine having a plurality of paylines, wherein said player must bet a plurality of monetary units
15 to activate all paylines, wherein said secondary jackpot is paid to said player for said jackpot symbol combination appearing across any activated payline.

12. The system of Claim 1 wherein said gaming system includes at least one slot machine having a plurality of paylines, wherein said player must bet a plurality of monetary units to activate all paylines, wherein activating additional paylines also enables said player to win an
20 additional jackpot in said plurality of progressive jackpots.

13. The system of Claim 1 wherein said gaming system includes at least one slot machine having a plurality of paylines, wherein said player must bet a plurality of monetary units to activate all paylines, wherein activating all paylines and betting additional monetary amounts enables said player to win an additional progressive jackpot amount.

14. The system of Claim 1 wherein said gaming system includes at least one slot machine having a plurality of paylines, wherein said player must bet a plurality of monetary units to activate all paylines, wherein said plurality of paylines comprises nine paylines.

15. A method performed by a gaming system having a monetary unit detector, a display portion displaying a plurality of rotatable reels, each reel having a plurality of symbols on its periphery, a controller for rotating said reels and stopping said reels such that at least one symbol on each reel is displayed across at least one payline, said method comprising:

causing a first jackpot to be enabled for winning by a player betting a first monetary amount and obtaining a jackpot symbol combination across any activated payline;

causing a second jackpot to be enabled for winning by said player betting a second monetary amount and obtaining a jackpot symbol combination across any activated payline; and

identifying an award payment to said player for winning combinations of symbols, including said first jackpot or said second jackpot, or both, for a jackpot symbol combination.

16. The method of Claim 15 further comprising displaying said rotatable reels rotated by motors.

17. The method of Claim 15 further comprising displaying said rotatable reels on a display screen.

18. The method of Claim 15 wherein said second monetary amount is greater than said first monetary amount.

19. The method of Claim 15 further comprising accumulating said first jackpot at X percent of monetary amounts received by said gaming system, and accumulating said second jackpot at Y percent of said monetary amounts received by said gaming system, wherein Y is greater than X.

20. The method of Claim 15 further comprising causing a third jackpot to be enabled for winning by said player betting a third monetary amount.

21. The method of Claim 15 wherein said gaming system comprises a single slot machine, wherein said first jackpot and said second jackpot are uniquely associated with said
5 single slot machine.

22. The method of Claim 15 wherein said gaming system comprises a plurality of slot machines, said method further comprising accumulating said first jackpot and said second
10 jackpot based on monetary amounts received by any of said slot machines in said group of slot machines.

Smart & Biggar
Ottawa, Canada
Patent Agents

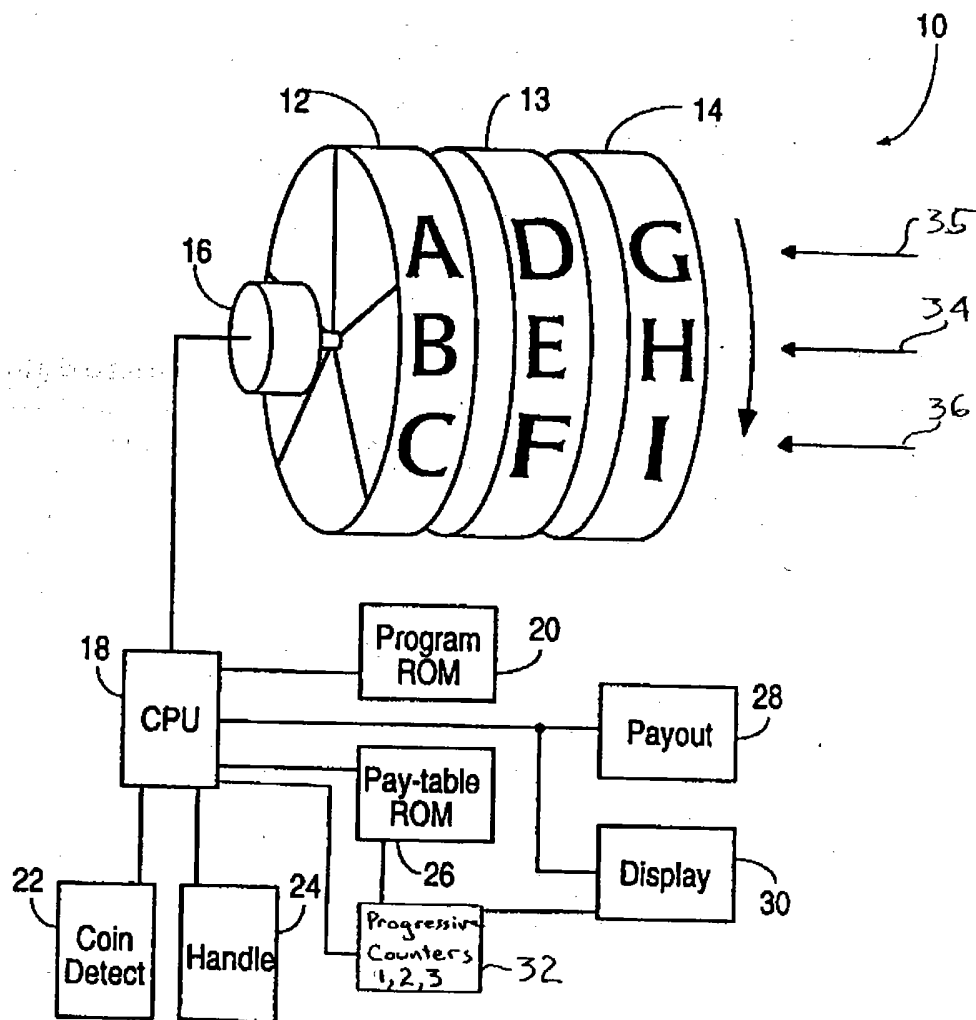


FIG. 1

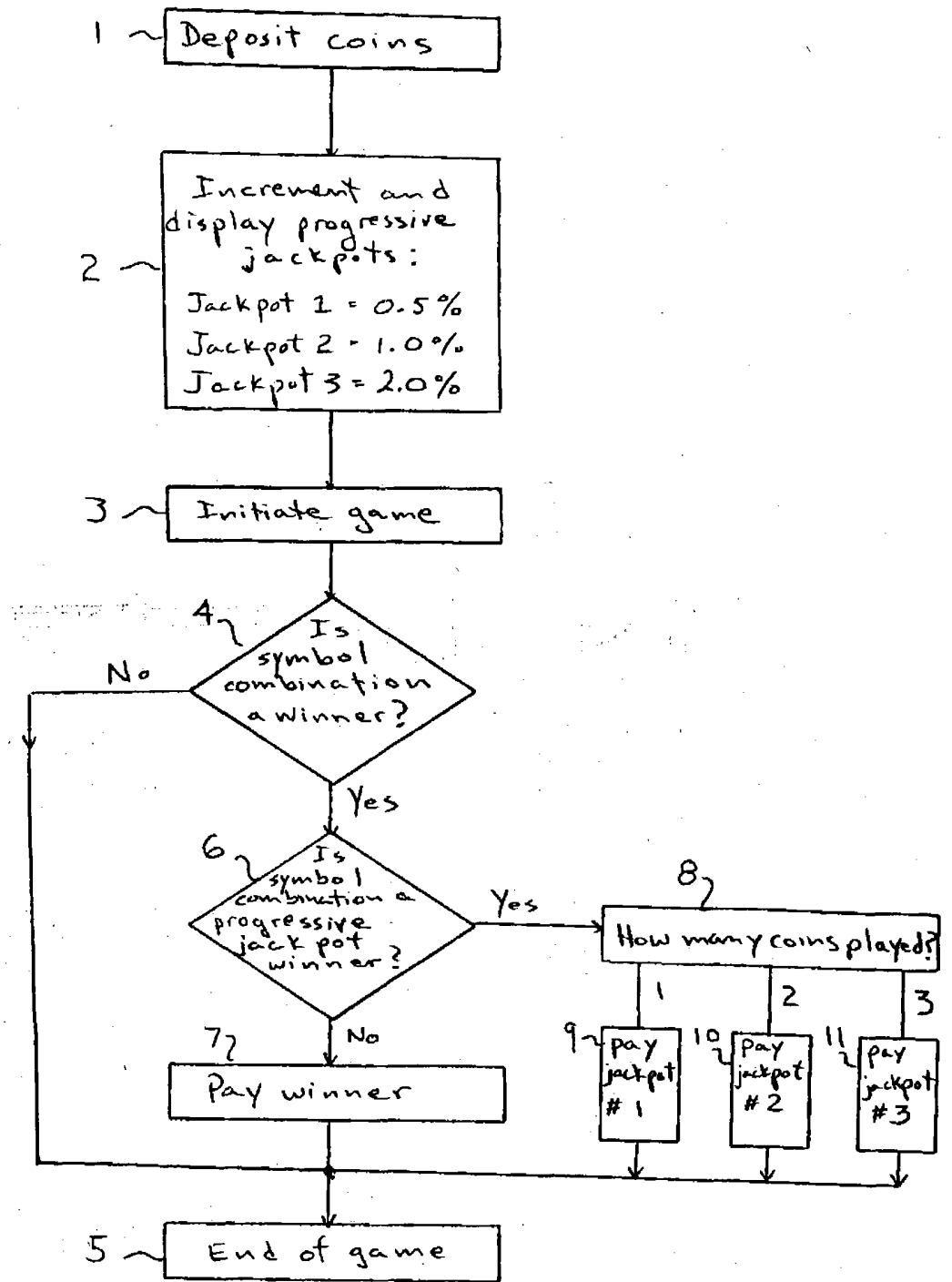


FIG. 2

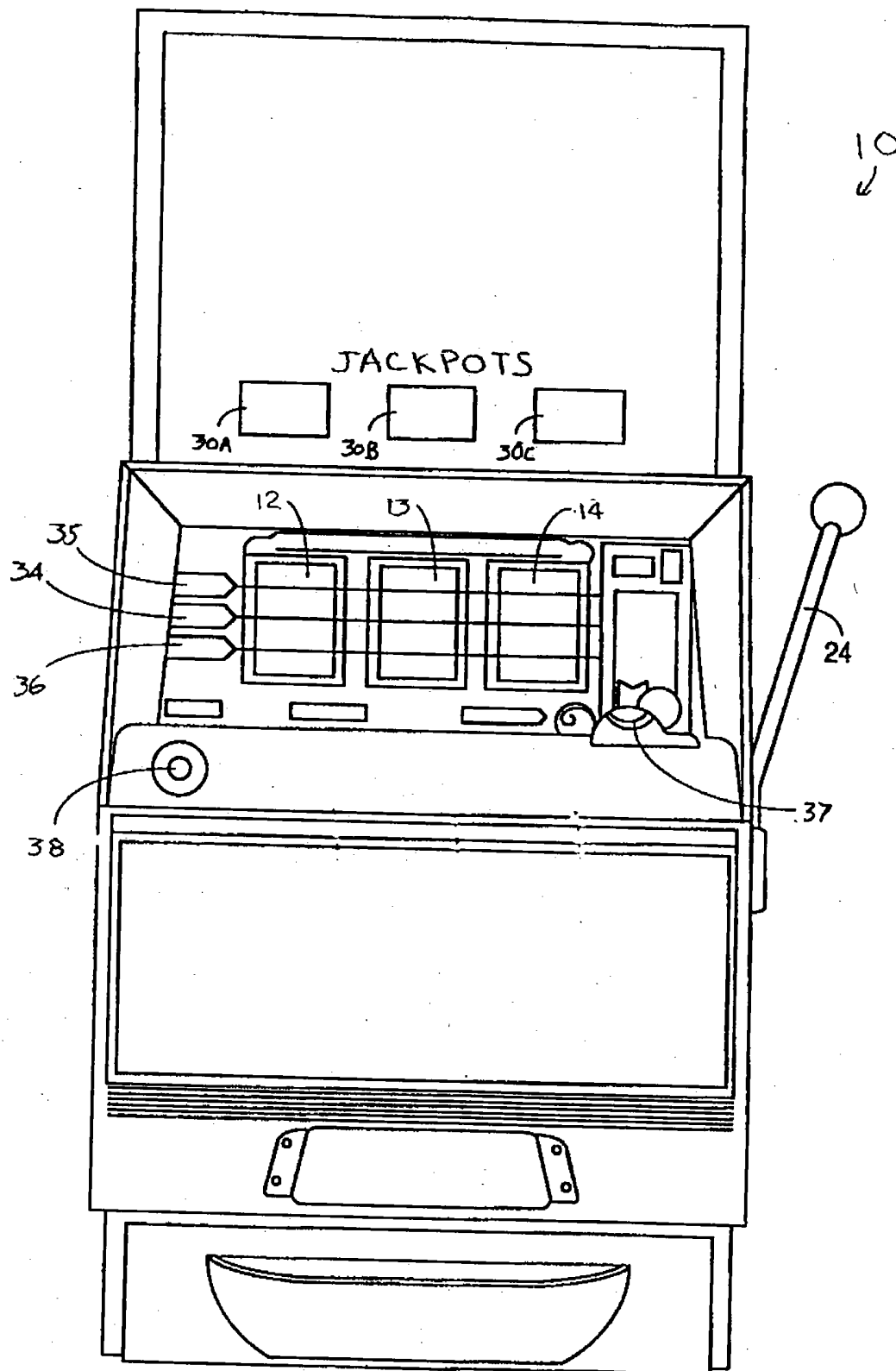


FIG. 3

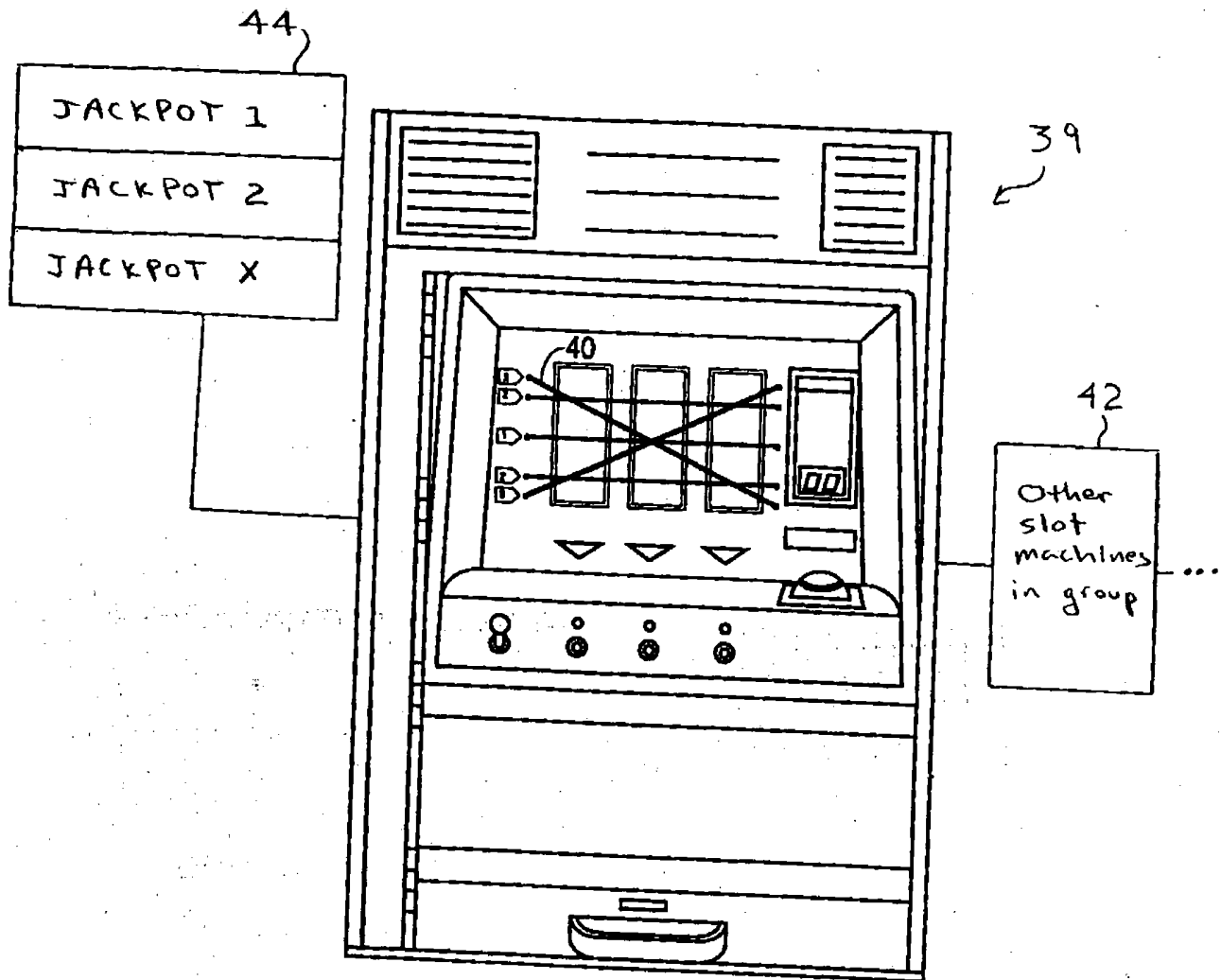


FIG. 4

45

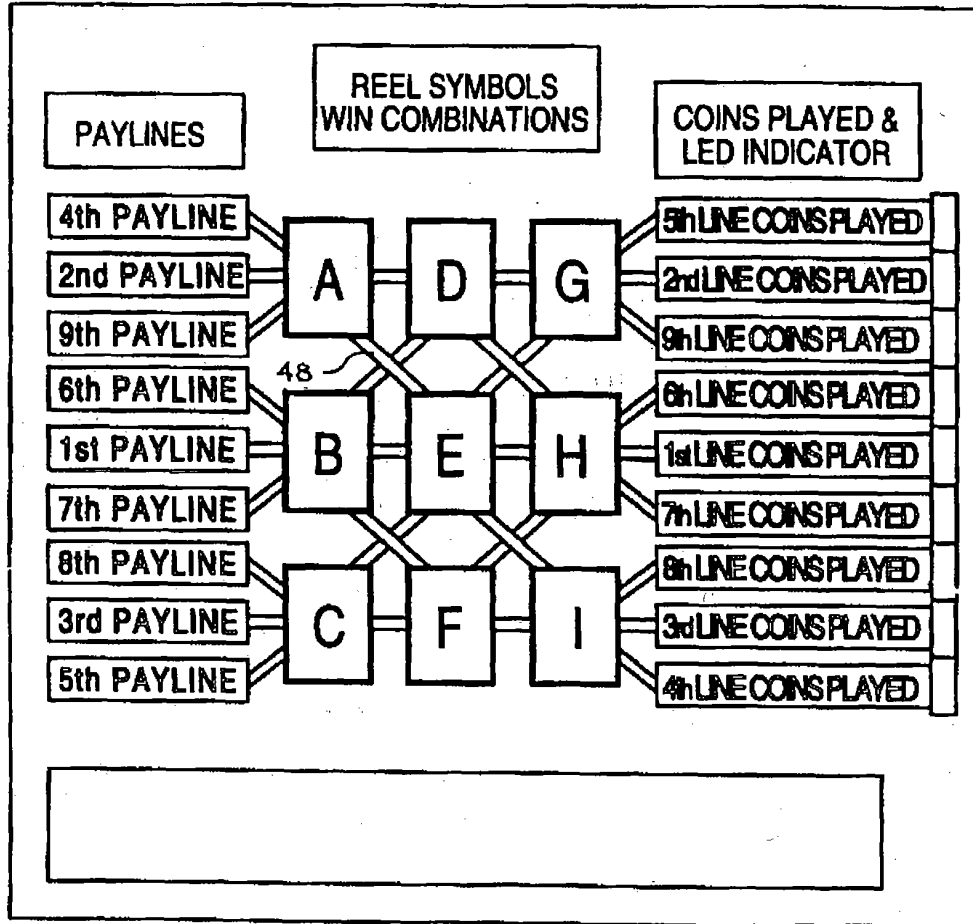


FIG. 5

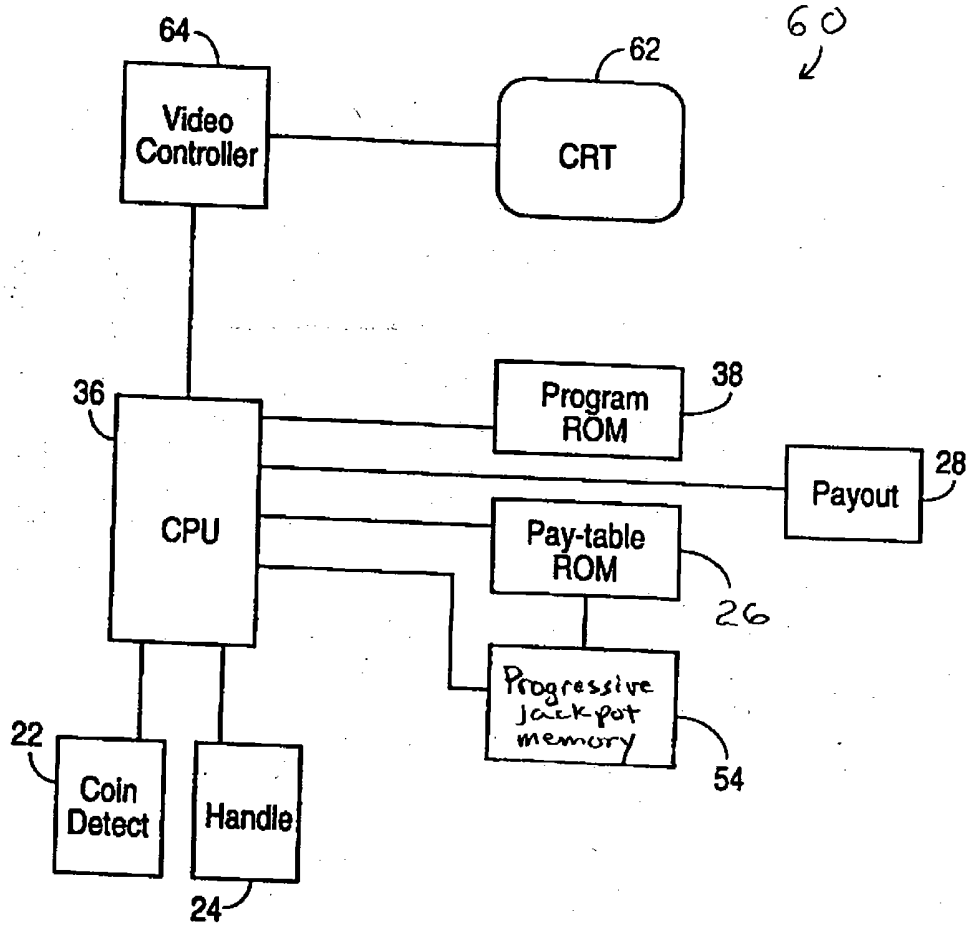


FIG. 6

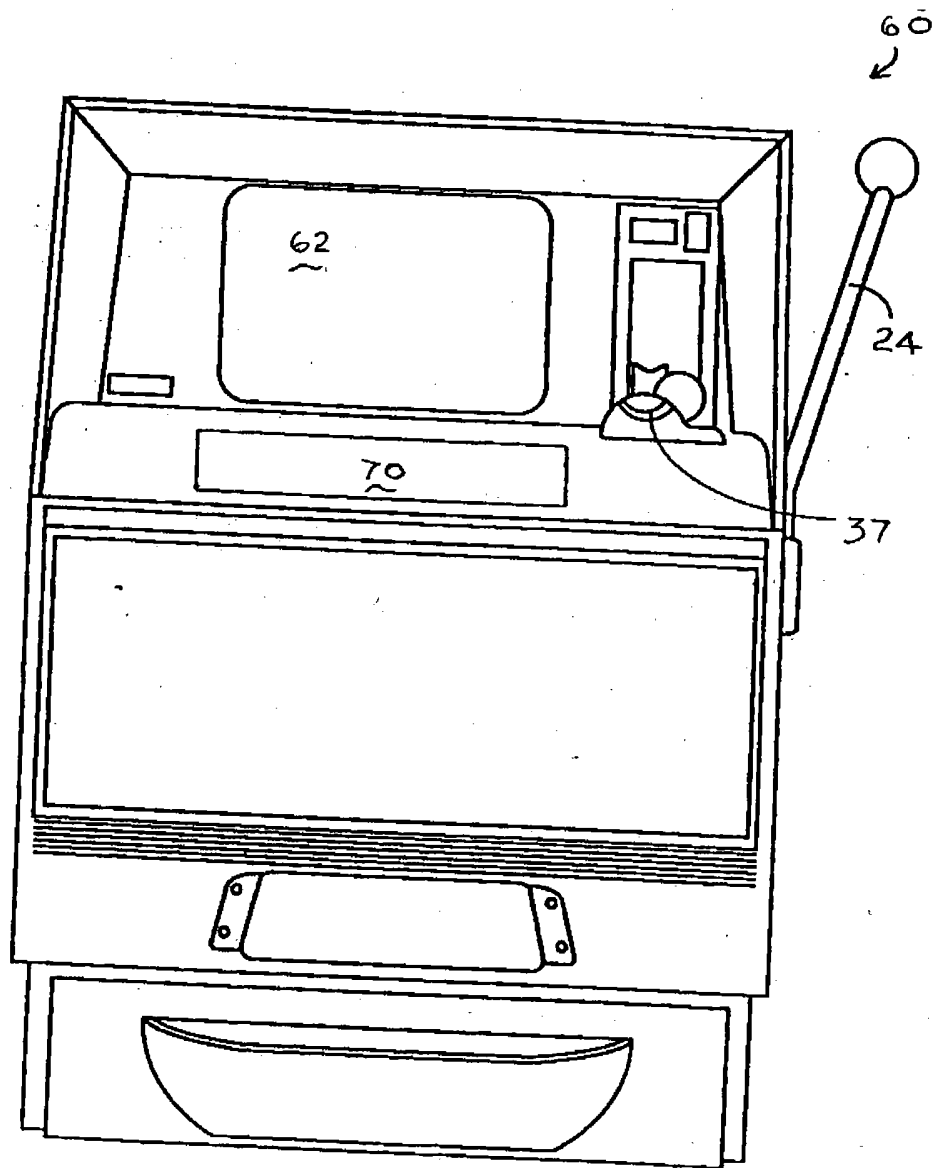


FIG. 7

